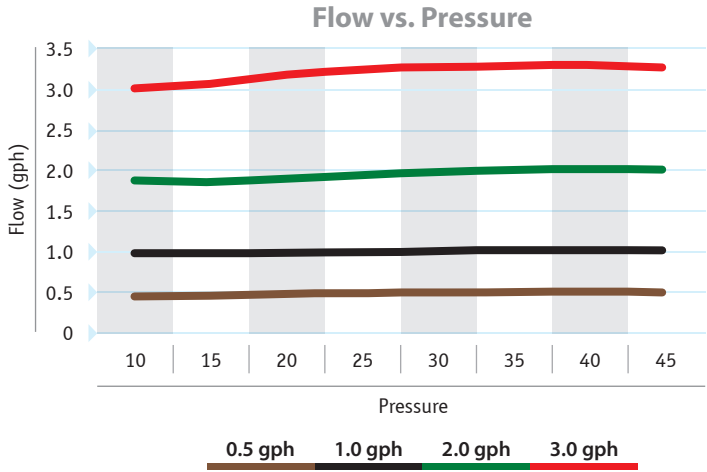


Click TIF™ Button Dripper Flow Rate vs. Pressure

gph	Color	PC-CNL Light Brown Housing		PC Black Housing	
		Taper	Barb	Taper	Barb
0.5	Brown	CTTPC2-CNL	CTBPC2-CNL	CTTPC2	CTBPC2
1.0	Black	CTTPC4-CNL	CTBPC4-CNL	CTTPC4	CTBPC4
2.0	Green	CTTPC8-CNL		CTTPC8	
3.0	Red	CTTPC12-CNL		CTTPC12	

Emitter Flow Rate

PSI	0.5 gph	1.0 gph	2.0 gph	3.0 gph
10	0.479	1.01	1.903	3.033
15	0.488	1.003	1.881	3.088
20	0.509	1.008	1.918	3.200
25	0.518	1.030	1.971	3.269
30	0.527	1.040	2.009	3.308
35	0.530	1.047	2.032	3.299
40	0.530	1.045	2.048	3.321
45	0.528	1.045	2.036	3.290



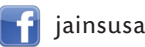
		0.620 ID Tubing Emitter Spacing (inches)						0.720 ID Tubing Emitter Spacing (inches)						0.830 ID Tubing Emitter Spacing (inches)					
GPH	PSI Inlet	12	18	24	30	36	48	12	48	24	30	36	48	12	18	24	30	36	48
0.5	20	418	560	684	798	903	1095	555	738	899	1045	1180	1428	724	956	1161	1347	1520	1835
	30	539	720	881	1027	1161	1408	715	950	1156	1344	1518	1837	931	1230	1494	1733	1955	2361
	40	624	835	1021	1189	1346	1632	828	1101	1340	1558	1760	2129	1079	1426	1731	2008	2266	2737
	50	693	927	1133	1321	1494	1812	920	1222	1488	1730	1954	2364	1198	1583	1922	2230	2516	3038
1.0	20	268	358	438	510	577	700	355	472	575	668	755	913	463	611	742	861	971	1174
	30	344	461	563	656	743	900	457	607	739	859	971	1175	595	787	955	1108	1250	1510
	40	399	534	653	760	861	1043	530	704	857	996	1125	1361	690	915	1107	1284	1449	1750
	50	443	593	725	844	955	1159	588	781	951	1106	1249	1511	766	1012	1229	1426	1608	1943
2.0	20	177	237	290	338	382	463	235	312	380	442	499	604	306	405	491	570	643	777
	30	228	305	373	434	491	596	302	402	489	569	643	778	394	521	632	733	827	999
	40	264	353	432	503	570	691	351	466	567	659	745	901	457	603	733	850	959	1158
	50	293	392	480	559	632	767	389	517	630	732	827	1000	507	670	813	944	1065	1286
3.0	20	129	173	211	246	279	338	171	228	278	323	365	441	224	295	359	416	469	567
	30	166	223	272	317	359	435	221	293	357	415	469	568	288	380	461	536	604	730
	40	193	258	315	368	416	504	256	340	414	481	544	658	333	440	535	620	700	845
	50	214	286	350	408	462	560	284	378	460	534	604	730	370	489	594	689	777	939

Filtration Requirements

UNLESS OTHERWISE NOTED, PRODUCTS ARE RATED AT 50 PSI MAXIMUM OPERATING PRESSURE.

COLOR CODING: Wherever construction allows, micro irrigation emitters are color coded by nominal flow rate. Refer to individual products for color coding.

FILTRATION: Micro irrigation emitters require adequate and reliable filtration to ensure performance. Although these emitters are uniquely designed to operate with less severe filtration than other products, installation and maintenance of appropriate filtration is necessary for their continued function. It is recommended that filtration mesh be no greater than 1/8 of orifice opening, or typically 150 mesh filtration.



2851 E. Florence Ave.  
Fresno, CA 93721  
Ph 559-485-7171  
Fx 559-485-7623

P.O. Box 3760  
Ontario, CA 91761  
Ph 909-395-5200  
Fx 909-395-5202

740 Water St.  
Watertown, NY 13601  
Ph 315-755-4400  
Fx 315-755-4401

3777 State Road 544 East  
Haines City, FL 33844  
Ph 863-422-4000  
Fx 863-422-6400



Button Emitters



## ClickTIF™ Button Dripper



*ClickTIF™ button dripper is designed for orchards and vineyards, greenhouses, nurseries and landscape applications. It provides precise irrigation in soilless media and pulse irrigation. CNL models prevent drainage in low places and operates in subsurface applications. Durable construction protects against woodpeckers and other animal damage. Irrigation of pot-plants: one, two or four outlets.*

### Features/Benefits:

- Nominal compensating range: 7 to 60 psi
- Available in a non-leak model with opening pressures of 6 psi and closing pressures of 3 psi
- Recommended for orchards and vineyards, greenhouses, nurseries and landscape applications
- Designed to minimize clogging: protected cross-shaped water inlet, flushing mechanism of regulating diaphragm, strong turbulent flow in labyrinth with continual cleaning and flushing
- Large water passages
- Color Coded for identification of discharge and model
- Chemical resistant high grade plastic material for precision, durability and longevity

### Applications:

- Orchards
- Vineyards
- Greenhouse\Nurseries

### Technical Data:

- Regulating pressure range: 7 to 60 psi
- Coefficient of Variation (Cv): < 3%
- Check Non Leak (CNL)
  - Opening pressure: 6 psi
  - Closing pressure: 3 psi

## Jain Emitter™

### Jain Emitter™ Turbulent Flow, Take-apart Emitter

#### Features/Benefits:

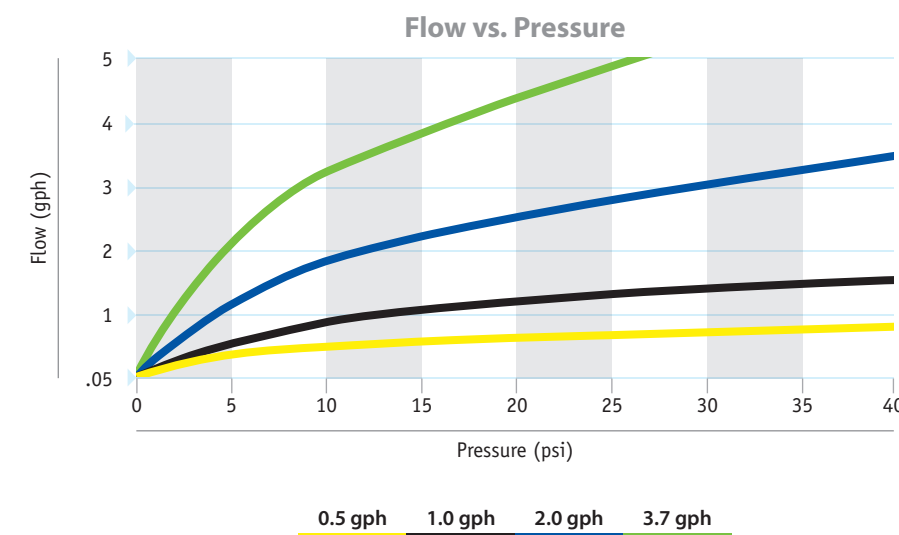
- Take-apart feature provides easy inspection and cleaning
- Large water passage to reduce clogging
- Color Coded flow rates
- Turbulent flow - clog resistant
- Flow varies with pressure
- Cross shaped inlet acts as a filter
- 1/4" inlet barb

#### Applications:

- Wide spaced plantings
- Pots and planters
- Ground covers, shrubs, and trees
- Vegetables
- Flat terrain

#### Technical Data:

- Operating range: 10 - 50 psi
- Flow rates: 0.5, 1.0, 2.0, and 3.7 gph at 15 psi
- Minimum filtration: 150 mesh



## Flag Emitter

### Jain Flag Emitter Turbulent Flow, Take-apart Emitter

#### Features/Benefits:

- Take-apart feature for easy cleaning
- Color coding indicates flow rates of emitters
- Flow varies with pressure
- Latching hook prevents emitter from coming apart during pressurization
- Self-piercing single barb installation
- Non-pressure compensating design less likely to clog

#### Applications:

- Horizontal or vertical installations
- Pots and planters
- Trees, hanging baskets, shrubs, and flower boxes

#### Technical Data:

- Operating range: 10 - 50 psi
- Barbed inlet and outlet; install directly in hose or use 1/4" tubing
- Flow rates: 0.5, 1.0, 2.0, and 4.0 gph
- Minimum filtration: 150 mesh
- Manufacturing Coefficient of Variation, CV ≤ 5%

